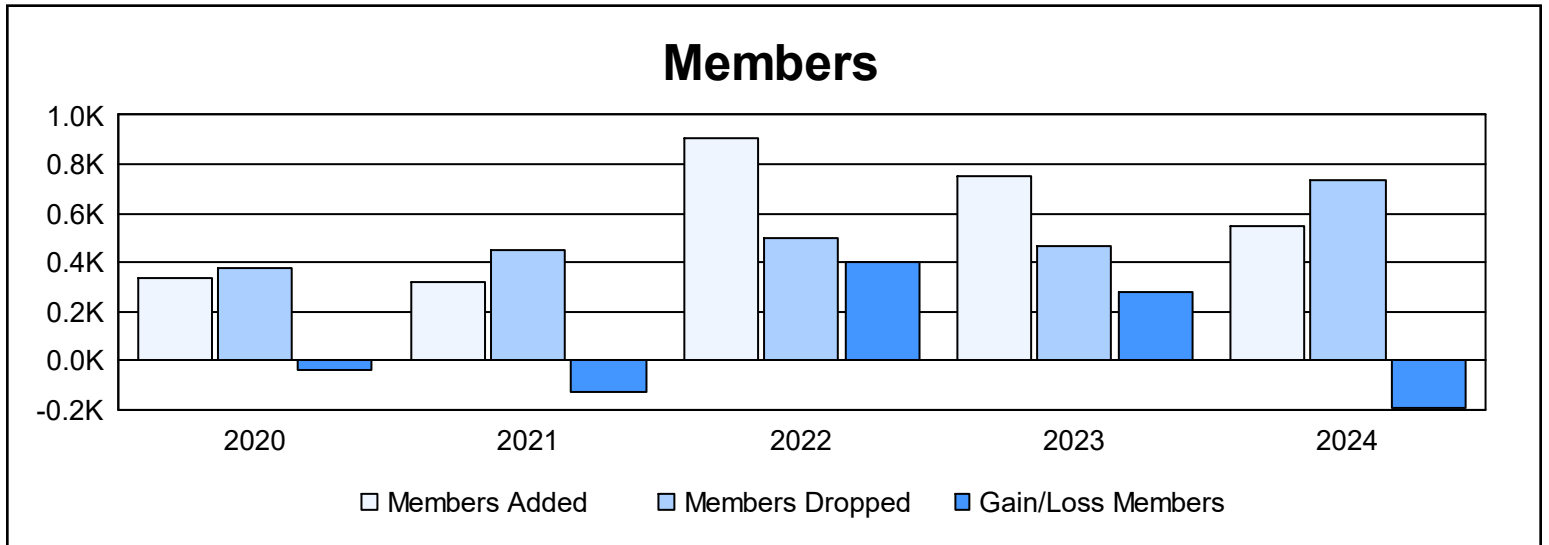
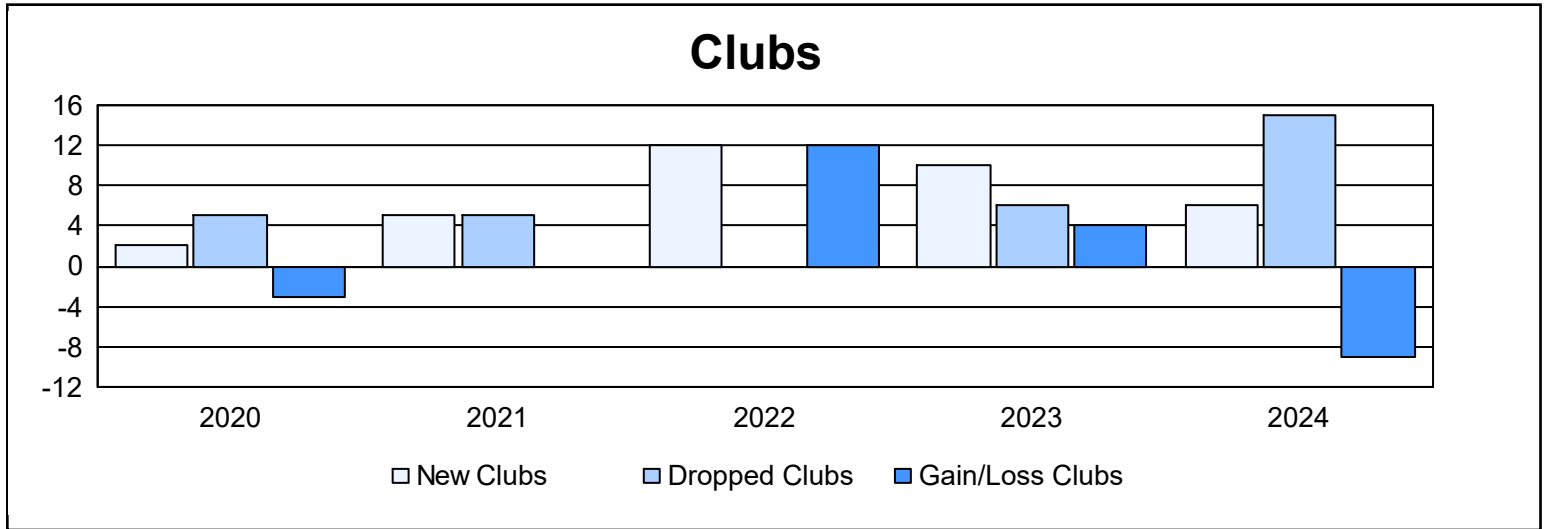
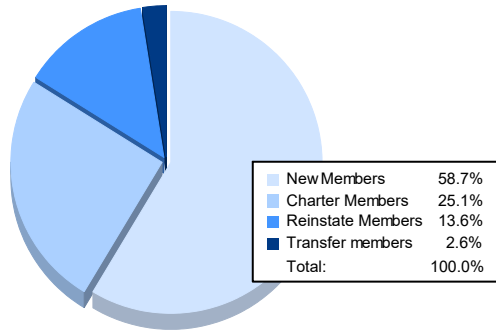


Year	New Clubs	Dropped Clubs	Gain/ Loss Clubs	New Members	Charter Members	Reinstate Members	Transfer Members	Total Member Added	Total Members Dropped	Gain/ Loss Members
2019-2020	2	5	-3	197	79	56	1	333	375	-42
2020-2021	5	5	0	148	138	14	23	323	453	-130
2021-2022	12	0	12	526	346	23	7	902	497	405
2022-2023	10	6	4	370	310	52	18	750	467	283
2023-2024	6	15	-9	320	137	74	14	545	737	-192
<b>Average</b>	<b>7</b>	<b>6</b>	<b>1</b>	<b>312</b>	<b>202</b>	<b>44</b>	<b>13</b>	<b>571</b>	<b>506</b>	<b>65</b>



### Membership Composition June 2024 Cumulative



### Gender Composition June 2024 Cumulative

